

# SAKC Wackersdorf

**X30 Junioren**

**Prokart Raceland 1,222 Km**

**Freies Training**

**17.10.2020 11:40**

**Training (10:00 Zeit) gestartet um 11:42:00**

Pos.	Nr.	Name	Fabrikat	Wohnort	Bewerber	Rnd.	Beste Zeit	Diff.	In Rd.	km/h
1	804	Maddox Wirtz	Tony Kart/IAME	GER/Bornheim		10	54.049		5	81,393
2	33	Ben Jobst	CRG/IAME	GER/Stammham		10	54.720	0.671	10	80,395
3	9	Kiara Henni	OTK Tony/IAME	GER/Wernau		10	54.773	0.724	10	80,317
4	8	Maximilian Prunner	CRG/KART	GER/Neufarn		10	55.121	1.072	7	79,810
5	2	Phil Spindler	CRG/IAME	GER/Leinburg		9	55.884	1.835	5	78,720
6	803	Felix Maurer	Corse/IAME	GER/Villingen-Schw		8	57.601	3.552	8	76,374
7	16	Luis Pentz	CRG/IAME	GER/Illertissen		8	57.790	3.741	7	76,124
8	805	Louis Schütze	CRG/IAME	GER/Gorxheimertal		9	57.969	3.920	8	75,889
9	66	Luka Philipitsch	Mach 1/IAME	GER/Stutensee		9	58.278	4.229	2	75,486
10	802	Leon-Jerome Sawatzky	Intrepid Cruiser/IAME	GER/Lemgo		10	58.347	4.298	10	75,397
11	25	Sascha Dreher	Mach 1/IAME	GER/Balgheim		9	59.185	5.136	3	74,330
12	22	Julian Höpfinger	BirelART/IAME	GER/Kaisheim		8	1:01.725	7.676	7	71,271

Reg-Nr.: K-10152/2020

Orbits

Rennleiter Kai Medefind



Zeitnahme M. Riehmers





Gedruckt: 17.10.2020 11:54:26

Aushang h

# SAKC Wackersdorf

## X30 Junioren

## Prokart Raceland 1,222 Km

### Freies Training

17.10.2020 11:40

### Training (10:00 Zeit) gestartet um 11:42:00

Runde	Rundenzeit	Diff.	Tageszeit
<b>(804) Maddox Wirtz</b>			
1	59.495	+5.446	11:44:15.735
2	55.883	+1.834	11:45:11.618
3	55.485	+1.436	11:46:07.103
4	54.602	+0.553	11:47:01.705
5	54.049		11:47:55.754
6	54.436	+0.387	11:48:50.190
7	54.755	+0.706	11:49:44.945
8	54.444	+0.395	11:50:39.389
9	54.371	+0.322	11:51:33.760
10	54.056	+0.007	11:52:27.816

<b>(33) Ben Jobst</b>			
1	1:00.972	+6.252	11:44:08.443
2	58.024	+3.304	11:45:06.467
3	56.206	+1.486	11:46:02.673
4	56.081	+1.361	11:46:58.754
5	55.434	+0.714	11:47:54.188
6	56.350	+1.630	11:48:50.538
7	55.436	+0.716	11:49:45.974
8	54.812	+0.092	11:50:40.786
9	54.751	+0.031	11:51:35.537
10	54.720		11:52:30.257

<b>(9) Kiara Henni</b>			
1	1:03.301	+8.528	11:44:16.655
2	57.795	+3.022	11:45:14.450
3	57.022	+2.249	11:46:11.472
4	55.482	+0.709	11:47:06.954
5	55.430	+0.657	11:48:02.384
6	56.626	+1.853	11:48:59.010
7	54.962	+0.189	11:49:53.972
8	54.989	+0.216	11:50:48.961
9	55.432	+0.659	11:51:44.393
10	54.773		11:52:39.166

<b>(8) Maximilian Prunner</b>			
1	1:01.759	+6.638	11:44:15.696
2	57.652	+2.531	11:45:13.348
3	56.315	+1.194	11:46:09.663
4	56.328	+1.207	11:47:05.991
5	55.677	+0.556	11:48:01.668
6	55.226	+0.105	11:48:56.894
7	55.121		11:49:52.015
8	55.529	+0.408	11:50:47.544
9	55.241	+0.120	11:51:42.785
10	55.307	+0.186	11:52:38.092

<b>(2) Phil Spindler</b>			
1	1:01.885	+6.001	11:44:15.393
2	57.743	+1.859	11:45:13.136
3	56.519	+0.635	11:46:09.655
4	56.554	+0.670	11:47:06.209
5	55.884		11:48:02.093
6	57.397	+1.513	11:48:59.490
7	1:34.731	+38.847	11:50:34.221
8	57.592	+1.708	11:51:31.813
9	56.680	+0.796	11:52:28.493

<b>(803) Felix Maurer</b>			
1	1:03.883	+6.282	11:45:52.429
2	1:00.524	+2.923	11:46:52.953
3	59.385	+1.784	11:47:52.338
4	58.953	+1.352	11:48:51.291
5	58.152	+0.551	11:49:49.443

Runde	Rundenzeit	Diff.	Tageszeit
6	58.196	+0.595	11:50:47.639
7	58.229	+0.628	11:51:45.868
8	57.601		11:52:43.469

<b>(16) Luis Pentz</b>			
1	1:11.063	+13.273	11:44:37.385
2	1:05.316	+7.526	11:45:42.701
3	1:03.142	+5.352	11:46:45.843
4	1:01.372	+3.582	11:47:47.215
5	1:00.490	+2.700	11:48:47.705
6	59.559	+1.769	11:49:47.264
7	57.790		11:50:45.054
8	59.587	+1.797	11:51:44.641

<b>(805) Louis Schütze</b>			
1	1:03.431	+5.462	11:44:18.258
2	1:00.070	+2.101	11:45:18.328
3	59.506	+1.537	11:46:17.834
4	58.802	+0.833	11:47:16.636
5	58.598	+0.629	11:48:15.234
6	57.984	+0.015	11:49:13.218
7	58.265	+0.296	11:50:11.483
8	57.969		11:51:09.452
9	59.644	+1.675	11:52:09.096

<b>(66) Luka Philippitsch</b>			
1	1:01.849	+3.571	11:44:16.087
2	58.278		11:45:14.365
3	58.434	+0.156	11:46:12.799
4	58.954	+0.676	11:47:11.753
5	59.170	+0.892	11:48:10.923
6	59.243	+0.965	11:49:10.166
7	59.437	+1.159	11:50:09.603
8	59.758	+1.480	11:51:09.361
9	59.504	+1.226	11:52:08.865

<b>(802) Leon-Jerome Sawatzky</b>			
1	59.389	+1.042	11:44:01.186
2	1:00.149	+1.802	11:45:01.335
3	1:00.207	+1.860	11:46:01.542
4	1:00.233	+1.886	11:47:01.775
5	1:00.057	+1.710	11:48:01.832
6	1:00.470	+2.123	11:49:02.302
7	59.315	+0.968	11:50:01.617
8	58.749	+0.402	11:51:00.366
9	58.935	+0.588	11:51:59.301
10	58.347		11:52:57.648

<b>(25) Sascha Dreher</b>			
1	1:01.013	+1.828	11:44:21.007
2	59.255	+0.070	11:45:20.262
3	59.185		11:46:19.447
4	59.494	+0.309	11:47:18.941
5	1:00.278	+1.093	11:48:19.219
6	1:00.084	+0.899	11:49:19.303
7	1:00.132	+0.947	11:50:19.435
8	59.438	+0.253	11:51:18.873
9	59.412	+0.227	11:52:18.285

<b>(22) Julian Höpfinger</b>			
1	1:03.764	+2.039	11:44:21.232
2	1:02.821	+1.096	11:45:24.053
3	1:02.371	+0.646	11:46:26.424
4	1:01.970	+0.245	11:47:28.394
5	1:01.898	+0.173	11:48:30.292
6	1:01.924	+0.199	11:49:32.216

# SAKC Wackersdorf

**X30 Junioren**

**Prokart Raceland 1,222 Km**

**Zeittraining**

**17.10.2020 14:08**

**Qualifikation (10:00 Zeit) gestartet um 14:08:05**

Pos.	Nr.	Name	Fabrikat	Wohnort	Bewerber	Rnd.	Beste Zeit	Diff.	In Rd.	km/h
1	8	Maximilian Prunner	CRG/KART	GER/Neufarn		9	53.841		9	81,707
2	2	Phil Spindler	CRG/IAME	GER/Leinburg		9	53.968	0.127	9	81,515
3	9	Kiara Henni	OTK Tony/IAME	GER/Wernau		10	53.988	0.147	10	81,485
4	33	Ben Jobst	CRG/IAME	GER/Stammham		10	54.708	0.867	10	80,412
5	66	Luka Philipitsch	Mach 1/IAME	GER/Stutensee		9	55.015	1.174	9	79,964
6	802	Leon-Jerome Sawatzky	Intrepid Cruiser/IAME	GER/Lemgo		9	55.721	1.880	9	78,950
7	16	Luis Pentz	CRG/IAME	GER/Illertissen		9	55.865	2.024	9	78,747
8	25	Sascha Dreher	Mach 1/IAME	GER/Balgheim		9	55.921	2.080	9	78,668
9	805	Louis Schütze	CRG/IAME	GER/Gorxheimertal		9	57.626	3.785	9	76,341
10	803	Felix Maurer	Corse/IAME	GER/Villingen-Schw.		5	57.916	4.075	5	75,958
11	22	Julian Höpfinger	BirelART/IAME	GER/Kaisheim		3	59.335	5.494	3	74,142

Nicht Klassifiziert

EXC	804	Maddox Wirtz	Tony Kart/IAME	GER/Bornheim		10	52.496		10	83,801
-----	-----	--------------	----------------	--------------	--	----	--------	--	----	--------

## Bemerkungen

Ergebnis vorbehaltlich technischen und sportlichen Nachuntersuchung  
 Nr.: 804 Wertungsverlust Schiedsgericht

Reg-Nr.: K-10152/2020

Orbits

Rennleiter Kai Medefind



Zeitnahme M. Riehmers





Gedruckt: 17.10.2020 14:42:47

Aushang h

# SAKC Wackersdorf

X30 Junioren

Prokart Raceland 1,222 Km

Zeittraining

17.10.2020 14:08

Qualifikation (10:00 Zeit) gestartet um 14:08:05

Runde	Rundenzeit	Diff.	Tageszeit
<b>(8) Maximilian Prunner</b>			
1	1:03.561	+9.720	14:10:36.167
2	57.721	+3.880	14:11:33.888
3	1:01.426	+7.585	14:12:35.314
4	55.524	+1.683	14:13:30.838
5	54.594	+0.753	14:14:25.432
6	1:02.139	+8.298	14:15:27.571
7	56.649	+2.808	14:16:24.220
8	54.825	+0.984	14:17:19.045
9	53.841		14:18:12.886

Runde	Rundenzeit	Diff.	Tageszeit
<b>(2) Phil Spindler</b>			
1	1:04.574	+10.606	14:10:44.713
2	59.462	+5.494	14:11:44.175
3	57.638	+3.670	14:12:41.813
4	55.732	+1.764	14:13:37.545
5	55.463	+1.495	14:14:33.008
6	54.647	+0.679	14:15:27.655
7	55.037	+1.069	14:16:22.692
8	54.339	+0.371	14:17:17.031
9	53.968		14:18:10.999

Runde	Rundenzeit	Diff.	Tageszeit
<b>(9) Kiara Henni</b>			
1	1:02.915	+8.927	14:10:25.025
2	58.528	+4.540	14:11:23.553
3	56.928	+2.940	14:12:20.481
4	55.357	+1.369	14:13:15.838
5	54.773	+0.785	14:14:10.611
6	54.449	+0.461	14:15:05.060
7	54.977	+0.989	14:16:00.037
8	54.102	+0.114	14:16:54.139
9	54.044	+0.056	14:17:48.183
10	53.988		14:18:42.171

Runde	Rundenzeit	Diff.	Tageszeit
<b>(33) Ben Jobst</b>			
1	1:01.831	+7.123	14:10:19.731
2	58.333	+3.625	14:11:18.064
3	56.146	+1.438	14:12:14.210
4	55.231	+0.523	14:13:09.441
5	57.833	+3.125	14:14:07.274
6	1:00.515	+5.807	14:15:07.789
7	55.698	+0.990	14:16:03.487
8	55.606	+0.898	14:16:59.093
9	56.182	+1.474	14:17:55.275
10	54.708		14:18:49.983

Runde	Rundenzeit	Diff.	Tageszeit
<b>(66) Luka Philipitsch</b>			
1	1:04.429	+9.414	14:10:38.914
2	1:08.011	+12.996	14:11:46.925
3	57.877	+2.862	14:12:44.802
4	58.252	+3.237	14:13:43.054
5	57.298	+2.283	14:14:40.352
6	56.073	+1.058	14:15:36.425
7	55.541	+0.526	14:16:31.966
8	55.281	+0.266	14:17:27.247
9	55.015		14:18:22.262

Runde	Rundenzeit	Diff.	Tageszeit
<b>(802) Leon-Jerome Sawatzky</b>			
1	1:04.769	+9.048	14:10:29.382
2	1:01.000	+5.279	14:11:30.382
3	58.131	+2.410	14:12:28.513
4	57.354	+1.633	14:13:25.867
5	56.801	+1.080	14:14:22.668
6	56.243	+0.522	14:15:18.911
7	56.213	+0.492	14:16:15.124

Runde	Rundenzeit	Diff.	Tageszeit
8	55.920	+0.199	14:17:11.044
9	55.721		14:18:06.765

Runde	Rundenzeit	Diff.	Tageszeit
<b>(16) Luis Pentz</b>			
1	1:06.174	+10.309	14:10:38.662
2	1:01.670	+5.805	14:11:40.332
3	59.602	+3.737	14:12:39.934
4	58.179	+2.314	14:13:38.113
5	56.734	+0.869	14:14:34.847
6	56.496	+0.631	14:15:31.343
7	56.262	+0.397	14:16:27.605
8	55.945	+0.080	14:17:23.550
9	55.865		14:18:19.415

Runde	Rundenzeit	Diff.	Tageszeit
<b>(25) Sascha Dreher</b>			
1	1:09.764	+13.843	14:10:55.148
2	1:04.192	+8.271	14:11:59.340
3	1:06.168	+10.247	14:13:05.508
4	59.672	+3.751	14:14:05.180
5	57.872	+1.951	14:15:03.052
6	58.424	+2.503	14:16:01.476
7	57.504	+1.583	14:16:58.980
8	57.987	+2.066	14:17:56.967
9	55.921		14:18:52.888

Runde	Rundenzeit	Diff.	Tageszeit
<b>(805) Louis Schütze</b>			
1	1:10.094	+12.468	14:10:54.612
2	1:04.570	+6.944	14:11:59.182
3	1:01.410	+3.784	14:13:00.592
4	1:02.277	+4.651	14:14:02.869
5	59.087	+1.461	14:15:01.956
6	58.624	+0.998	14:16:00.580
7	58.233	+0.607	14:16:58.813
8	57.819	+0.193	14:17:56.632
9	57.626		14:18:54.258

Runde	Rundenzeit	Diff.	Tageszeit
<b>(803) Felix Maurer</b>			
1	1:08.211	+10.295	14:10:41.781
2	1:02.265	+4.349	14:11:44.046
3	1:00.612	+2.696	14:12:44.658
4	59.623	+1.707	14:13:44.281
5	57.916		14:14:42.197

Runde	Rundenzeit	Diff.	Tageszeit
<b>(22) Julian Höpfinger</b>			
1	1:08.177	+8.842	14:10:40.146
2	1:01.762	+2.427	14:11:41.908
3	59.335		14:12:41.243

Runde	Rundenzeit	Diff.	Tageszeit
<b>(804) Maddox Wirtz</b>			
1	1:00.423	+7.927	14:10:33.646
2	56.547	+4.051	14:11:30.193
3	54.541	+2.045	14:12:24.734
4	53.569	+1.073	14:13:18.303
5	53.177	+0.681	14:14:11.480
6	53.093	+0.597	14:15:04.573
7	54.714	+2.218	14:15:59.287
8	53.120	+0.624	14:16:52.407
9	52.716	+0.220	14:17:45.123
10	52.496		14:18:37.619

**SAK Wackersdorf**

**X30 Junioren**

**Prokart Raceland 1,222 Km**

**Rennen 1**


**17.10.2020 15:49**

**Rennen (14 Runden)**

**6**  
**5**  
**4**  
**3**  
**2**  
**1**

59.335 22 Julian Höpfinger
<b>11</b> 57.626 805 Louis Schütze
<b>9</b> 55.865 16 Luis Pentz
<b>7</b> 55.015 66 Luka Philipitsch
<b>5</b> 53.988 9 Kiara Henni
<b>3</b> 53.841 8 Maximilian Prunner
POLE POSITION <b>1</b>

52.496 804 Maddox Wirtz
<b>12</b> 57.916 803 Felix Maurer
<b>10</b> 55.921 25 Sascha Dreher
<b>8</b> 55.721 802 Leon-Jerome Sawatzky
<b>6</b> 54.708 33 Ben Jobst
<b>4</b> 53.968 2 Phil Spindler
<b>2</b>



# SAKC Wackersdorf

**X30 Junioren**

**Prokart Raceland 1,222 Km**

**Rennen 1**

**17.10.2020 15:49**

**Rennen (14 Runden) gestartet um 16:01:23**

Pos.	Nr.	Name	Fabrikat	Wohnort	Bewerber	Rnd.	Gesamtzeit	Diff.	Beste Zeit	In Rd.	Pkt.
1	804	Maddox Wirtz	Tony Kart/IAME	GER/Bornheim		14	12:27.643		52.181	8	25
2	8	Maximilian Prunner	CRG/KART	GER/Neufarn		14	12:34.458	6.815	52.919	12	20
3	9	Kiara Henni	OTK Tony/IAME	GER/Wernau		14	12:34.895	7.252	53.045	12	16
4	2	Phil Spindler	CRG/IAME	GER/Leinburg		14	12:40.495	12.852	53.305	12	13
5	33	Ben Jobst	CRG/IAME	GER/Stammham		14	12:43.916	16.273	52.671	13	11
6	66	Luka Philipitsch	Mach 1/IAME	GER/Stutensee		14	12:53.847	26.204	54.228	9	10
7	16	Luis Pentz	CRG/IAME	GER/Illertissen		14	13:00.496	32.853	54.646	13	9
8	25	Sascha Dreher	Mach 1/IAME	GER/Balgheim		14	13:05.482	37.839	54.429	12	8
9	802	Leon-Jerome Sawatzky	Intrepid Cruiser/IAME	GER/Lemgo		14	13:06.346	38.703	54.747	14	7
10	22	Julian Höpfinger	BirelART/IAME	GER/Kaisheim		13	12:28.110	1 Runde	55.974	7	6
11	803	Felix Maurer	Corse/IAME	GER/Villingen-Schwenrir		13	12:32.837	1 Runde	56.002	11	5
Nicht Klassifiziert (75% = 10 Rnd.)											
DNS	805	Louis Schütze	CRG/IAME	GER/Gorxheimertal				DNS		0	0

## Bemerkungen

Ergebnis vorbehaltlich technischen und sportlichen Nachuntersuchung

Gestartet: 11 Gewertet: 11 nicht Gewertet: 0

Nr.: 803 + 3 sek Korridor

Vorsprung	Ø km/h	Beste Rundenzeit	km/h	Beste Runde von
6.815	82,377	52.181	84,307	804 - Maddox Wirtz

Reg-Nr.: K-10152/2020

Orbits

Rennleiter Kai Medefind



Zeitnahme M. Riehmers





# SAKC Wackersdorf

## X30 Junioren

## Prokart Raceland 1,222 Km

### Rennen 1

17.10.2020 15:49

### Rennen (14 Runden) gestartet um 16:01:23

Runde	Rundenzeit	Diff.	Tageszeit
<b>(804) Maddox Wirtz</b>			
1	58.442	+6.261	16:02:22.936
2	54.550	+2.369	16:03:17.486
3	53.634	+1.453	16:04:11.120
4	52.837	+0.656	16:05:03.957
5	52.663	+0.482	16:05:56.620
6	52.472	+0.291	16:06:49.092
7	52.481	+0.300	16:07:41.573
8	52.181		16:08:33.754
9	52.623	+0.442	16:09:26.377
10	52.704	+0.523	16:10:19.081
11	52.816	+0.635	16:11:11.897
12	53.169	+0.988	16:12:05.066
13	53.178	+0.997	16:12:58.244
14	53.169	+0.988	16:13:51.413

<b>(8) Maximilian Prunner</b>			
1	57.674	+4.755	16:02:21.444
2	55.133	+2.214	16:03:16.577
3	54.486	+1.567	16:04:11.063
4	54.155	+1.236	16:05:05.218
5	53.635	+0.716	16:05:58.853
6	53.575	+0.656	16:06:52.428
7	53.690	+0.771	16:07:46.118
8	53.229	+0.310	16:08:39.347
9	53.332	+0.413	16:09:32.679
10	53.207	+0.288	16:10:25.886
11	53.224	+0.305	16:11:19.110
12	52.919		16:12:12.029
13	53.005	+0.086	16:13:05.034
14	53.194	+0.275	16:13:58.228

<b>(9) Kiara Henni</b>			
1	58.329	+5.284	16:02:22.200
2	54.913	+1.868	16:03:17.113
3	54.834	+1.789	16:04:11.947
4	54.043	+0.998	16:05:05.990
5	53.490	+0.445	16:05:59.480
6	53.409	+0.364	16:06:52.889
7	53.532	+0.487	16:07:46.421
8	53.220	+0.175	16:08:39.641
9	53.493	+0.448	16:09:33.134
10	53.151	+0.106	16:10:26.285
11	53.067	+0.022	16:11:19.352
12	53.045		16:12:12.397
13	53.076	+0.031	16:13:05.473
14	53.192	+0.147	16:13:58.665

<b>(2) Phil Spindler</b>			
1	58.634	+5.329	16:02:22.524
2	56.178	+2.873	16:03:18.702
3	53.910	+0.605	16:04:12.612
4	56.242	+2.937	16:05:08.854
5	53.971	+0.666	16:06:02.825
6	53.564	+0.259	16:06:56.389
7	53.451	+0.146	16:07:49.840
8	53.514	+0.209	16:08:43.354
9	53.830	+0.525	16:09:37.184
10	53.512	+0.207	16:10:30.696
11	53.449	+0.144	16:11:24.145
12	53.305		16:12:17.450
13	53.416	+0.111	16:13:10.866
14	53.399	+0.094	16:14:04.265

<b>(33) Ben Jobst</b>			
-----------------------	--	--	--

Runde	Rundenzeit	Diff.	Tageszeit
1	58.720	+6.049	16:02:22.694
2	55.408	+2.737	16:03:18.102
3	53.919	+1.248	16:04:12.021
4	1:02.017	+9.346	16:05:14.038
5	55.371	+2.700	16:06:09.409
6	53.853	+1.182	16:07:03.262
7	53.176	+0.505	16:07:56.438
8	53.255	+0.584	16:08:49.693
9	53.223	+0.552	16:09:42.916
10	53.092	+0.421	16:10:36.008
11	53.215	+0.544	16:11:29.223
12	52.917	+0.246	16:12:22.140
13	52.671		16:13:14.811
14	52.875	+0.204	16:14:07.686

<b>(66) Luka Philipitsch</b>			
1	1:00.767	+6.539	16:02:24.799
2	56.440	+2.212	16:03:21.239
3	55.661	+1.433	16:04:16.900
4	55.476	+1.248	16:05:12.376
5	54.938	+0.710	16:06:07.314
6	54.546	+0.318	16:07:01.860
7	54.499	+0.271	16:07:56.359
8	54.674	+0.446	16:08:51.033
9	54.228		16:09:45.261
10	54.457	+0.229	16:10:39.718
11	54.450	+0.222	16:11:34.168
12	54.570	+0.342	16:12:28.738
13	54.593	+0.365	16:13:23.331
14	54.286	+0.058	16:14:17.617

<b>(16) Luis Pentz</b>			
1	1:01.347	+6.701	16:02:25.536
2	56.517	+1.871	16:03:22.053
3	55.837	+1.191	16:04:17.890
4	56.270	+1.624	16:05:14.160
5	55.435	+0.789	16:06:09.595
6	55.169	+0.523	16:07:04.764
7	55.240	+0.594	16:08:00.004
8	55.081	+0.435	16:08:55.085
9	54.942	+0.296	16:09:50.027
10	54.926	+0.280	16:10:44.953
11	54.865	+0.219	16:11:39.818
12	54.785	+0.139	16:12:34.603
13	54.646		16:13:29.249
14	55.017	+0.371	16:14:24.266

<b>(25) Sascha Dreher</b>			
1	1:01.547	+7.118	16:02:26.045
2	58.574	+4.145	16:03:24.619
3	56.194	+1.765	16:04:20.813
4	56.695	+2.266	16:05:17.508
5	56.075	+1.646	16:06:13.583
6	56.570	+2.141	16:07:10.153
7	54.919	+0.490	16:08:05.072
8	54.982	+0.553	16:09:00.054
9	54.826	+0.397	16:09:54.880
10	55.749	+1.320	16:10:50.629
11	54.966	+0.537	16:11:45.595
12	54.429		16:12:40.024
13	54.640	+0.211	16:13:34.664
14	54.588	+0.159	16:14:29.252

<b>(802) Leon-Jerome Sawatzky</b>			
1	1:00.676	+5.929	16:02:24.753
2	1:00.389	+5.642	16:03:25.142

Runde	Rundenzeit	Diff.	Tageszeit
3	56.078	+1.331	16:04:21.220
4	56.482	+1.735	16:05:17.702
5	56.345	+1.598	16:06:14.047
6	55.681	+0.934	16:07:09.728
7	55.095	+0.348	16:08:04.823
8	54.878	+0.131	16:08:59.701
9	54.867	+0.120	16:09:54.568
10	54.987	+0.240	16:10:49.555
11	55.261	+0.514	16:11:44.816
12	54.947	+0.200	16:12:39.763
13	55.606	+0.859	16:13:35.369
14	54.747		16:14:30.116

<b>(22) Julian Höpfinger</b>			
1	1:01.849	+5.875	16:02:27.364
2	58.878	+2.904	16:03:26.242
3	57.385	+1.411	16:04:23.627
4	56.604	+0.630	16:05:20.231
5	56.724	+0.750	16:06:16.955
6	56.835	+0.861	16:07:13.790
7	55.974		16:08:09.764
8	58.885	+2.911	16:09:08.649
9	57.003	+1.029	16:10:05.652
10	56.056	+0.082	16:11:01.708
11	56.924	+0.950	16:11:58.632
12	56.247	+0.273	16:12:54.879
13	57.001	+1.027	16:13:51.880

<b>(803) Felix Maurer</b>			
1	1:01.673	+5.671	16:02:26.886
2	59.050	+3.048	16:03:25.936
3	57.304	+1.302	16:04:23.240
4	57.481	+1.479	16:05:20.721
5	56.448	+0.446	16:06:17.169
6	1:01.678	+5.676	16:07:18.847
7	56.701	+0.699	16:08:15.548
8	56.381	+0.379	16:09:11.929
9	56.513	+0.511	16:10:08.442
10	56.264	+0.262	16:11:04.706
11	56.002		16:12:00.708
12	56.059	+0.057	16:12:56.767
13	56.840	+0.838	16:13:53.607



**SAKC Wackersdorf**

X30 Junioren

Prokart Raceland 1,222 Km

Rennen 2


18.10.2020 10:46

Rennen (14 Runden)

6  
5  
4  
3  
2  
1

803 Felix Maurer	11
802 Leon-Jerome Sawatzky	9
16 Luis Pentz	7
33 Ben Jobst	5
9 Kiara Henni	3
804 Maddox Wirtz	1
POLE POSITION	1

805 Louis Schütze	12
22 Julian Höpfinger	10
25 Sascha Dreher	8
66 Luka Philipitsch	6
2 Phil Spindler	4
8 Maximilian Prunner	2





# SAKC Wackersdorf

**X30 Junioren**

**Prokart Raceland 1,222 Km**

**Warm up**

**18.10.2020 09:20**

**Training (7:00 Zeit) gestartet um 9:20:04**

Pos.	Nr.	Name	Fabrikat	Wohnort	Bewerber	Rnd.	Beste Zeit	Diff.	In Rd.	km/h
1	804	Maddox Wirtz	Tony Kart/IAME	GER/Bornheim		7	53.501		7	82,227
2	9	Kiara Henni	OTK Tony/IAME	GER/Wernau		7	53.680	0.179	7	81,952
3	33	Ben Jobst	CRG/IAME	GER/Stammham		7	54.411	0.910	7	80,851
4	8	Maximilian Prunner	CRG/KART	GER/Neufarn		7	54.640	1.139	6	80,512
5	2	Phil Spindler	CRG/IAME	GER/Leinburg		6	55.571	2.070	5	79,164
6	16	Luis Pentz	CRG/IAME	GER/Illertissen		6	55.619	2.118	6	79,095
7	802	Leon-Jerome Sawatzky	Intrepid Cruiser/IAME	GER/Lemgo		7	55.709	2.208	6	78,967
8	66	Luka Philipitsch	Mach 1/IAME	GER/Stutensee		6	56.205	2.704	6	78,271
9	25	Sascha Dreher	Mach 1/IAME	GER/Balgheim		6	56.259	2.758	6	78,195
10	22	Julian Höpfinger	BirelART/IAME	GER/Kaisheim		6	56.478	2.977	6	77,892
11	803	Felix Maurer	Corse/IAME	GER/Villingen-Schw		6	57.426	3.925	6	76,606
12	805	Louis Schütze	CRG/IAME	GER/Gorxheimertal		6	58.186	4.685	6	75,606




# SAKC Wackersdorf

## X30 Junioren

## Prokart Raceland 1,222 Km

### Warm up

18.10.2020 09:20

### Training (7:00 Zeit) gestartet um 9:20:04

Runde	Rundenzeit	Diff.	Tageszeit
<b>(804) Maddox Wirtz</b>			
1	1:01.270	+7.769	9:22:27.550
2	57.669	+4.168	9:23:25.219
3	55.768	+2.267	9:24:20.987
4	54.769	+1.268	9:25:15.756
5	54.210	+0.709	9:26:09.966
6	53.806	+0.305	9:27:03.772
7	53.501		9:27:57.273

<b>(9) Kiara Henni</b>			
1	58.715	+5.035	9:22:14.265
2	56.002	+2.322	9:23:10.267
3	55.082	+1.402	9:24:05.349
4	54.396	+0.716	9:24:59.745
5	54.192	+0.512	9:25:53.937
6	54.006	+0.326	9:26:47.943
7	53.680		9:27:41.623

<b>(33) Ben Jobst</b>			
1	1:00.710	+6.299	9:22:14.048
2	57.973	+3.562	9:23:12.021
3	56.078	+1.667	9:24:08.099
4	55.443	+1.032	9:25:03.542
5	54.919	+0.508	9:25:58.461
6	54.463	+0.052	9:26:52.924
7	54.411		9:27:47.335

<b>(8) Maximilian Prunner</b>			
1	1:02.765	+8.125	9:22:25.895
2	57.911	+3.271	9:23:23.806
3	55.997	+1.357	9:24:19.803
4	55.307	+0.667	9:25:15.110
5	54.780	+0.140	9:26:09.890
6	54.640		9:27:04.530
7	55.022	+0.382	9:27:59.552

<b>(2) Phil Spindler</b>			
1	1:02.332	+6.761	9:22:27.557
2	59.098	+3.527	9:23:26.655
3	56.929	+1.358	9:24:23.584
4	56.385	+0.814	9:25:19.969
5	55.571		9:26:15.540
6	55.846	+0.275	9:27:11.386

<b>(16) Luis Pentz</b>			
1	1:03.945	+8.326	9:22:26.504
2	59.439	+3.820	9:23:25.943
3	57.389	+1.770	9:24:23.332
4	57.256	+1.637	9:25:20.588
5	55.925	+0.306	9:26:16.513
6	55.619		9:27:12.132

<b>(802) Leon-Jerome Sawatzky</b>			
1	1:01.528	+5.819	9:22:20.076
2	58.556	+2.847	9:23:18.632
3	57.358	+1.649	9:24:15.990
4	56.184	+0.475	9:25:12.174
5	55.968	+0.259	9:26:08.142
6	55.709		9:27:03.851
7	56.391	+0.682	9:28:00.242

<b>(66) Luka Philipitsch</b>			
1	1:03.027	+6.822	9:22:24.998
2	58.649	+2.444	9:23:23.647
3	57.620	+1.415	9:24:21.267

Runde	Rundenzeit	Diff.	Tageszeit
4	56.357	+0.152	9:25:17.624
5	56.325	+0.120	9:26:13.949
6	56.205		9:27:10.154

<b>(25) Sascha Dreher</b>			
1	1:03.659	+7.400	9:22:34.820
2	1:00.558	+4.299	9:23:35.378
3	58.025	+1.766	9:24:33.403
4	56.859	+0.600	9:25:30.262
5	57.970	+1.711	9:26:28.232
6	56.259		9:27:24.491

<b>(22) Julian Höpfinger</b>			
1	1:05.305	+8.827	9:22:30.449
2	1:00.163	+3.685	9:23:30.612
3	58.569	+2.091	9:24:29.181
4	57.613	+1.135	9:25:26.794
5	56.868	+0.390	9:26:23.662
6	56.478		9:27:20.140

<b>(803) Felix Maurer</b>			
1	1:05.257	+7.831	9:22:34.448
2	1:02.044	+4.618	9:23:36.492
3	58.964	+1.538	9:24:35.456
4	58.225	+0.799	9:25:33.681
5	57.792	+0.366	9:26:31.473
6	57.426		9:27:28.899

<b>(805) Louis Schütze</b>			
1	1:04.589	+6.403	9:22:31.271
2	1:00.475	+2.289	9:23:31.746
3	59.579	+1.393	9:24:31.325
4	58.863	+0.677	9:25:30.188
5	59.285	+1.099	9:26:29.473
6	58.186		9:27:27.659

# SAKC Wackersdorf

**X30 Junioren**

**Prokart Raceland 1,222 Km**

**Rennen 2**

**18.10.2020 10:46**

**Rennen (14 Runden) gestartet um 10:51:54**

Pos.	Nr.	Name	Fabrikat	Wohnort	Bewerber	Rnd.	Gesamtzeit	Diff.	Beste Zeit	In Rd.	Pkt.
1	804	Maddox Wirtz	Tony Kart/IAME	GER/Bornheim		14	12:23.143		52.237	14	25
2	9	Kiara Henni	OTK Tony/IAME	GER/Wernau		14	12:34.164	11.021	53.102	13	20
3	33	Ben Jobst	CRG/IAME	GER/Stammham		14	12:40.518	17.375	52.749	14	16
4	2	Phil Spindler	CRG/IAME	GER/Leinburg		14	12:46.053	22.910	53.586	14	13
5	16	Luis Pentz	CRG/IAME	GER/Illertissen		14	12:57.337	34.194	54.275	12	11
6	66	Luka Philipitsch	Mach 1/IAME	GER/Stutensee		14	13:03.546	40.403	54.289	14	10
7	802	Leon-Jerome Sawatzky	Intrepid Cruiser/IAME	GER/Lemgo		14	13:08.747	45.604	54.309	14	9
8	25	Sascha Dreher	Mach 1/IAME	GER/Balgheim		13	12:25.732	1 Runde	54.729	12	8
9	805	Louis Schütze	CRG/IAME	GER/Gorxheimertal		13	12:32.604	1 Runde	56.495	10	7
10	8	Maximilian Prunner	CRG/KART	GER/Neufarn		13	12:42.579	1 Runde	53.274	13	6
11	803	Felix Maurer	Corse/IAME	GER/Villingen-Schwennir		13	13:16.170	1 Runde	56.017	12	5
Nicht Klassifiziert (75% = 10 Rnd.)											
	22	Julian Höpfinger	BirelART/IAME	GER/Kaisheim			5.564	14 Runden		0	0

## Bemerkungen

Ergebnis vorbehaltlich technischen und sportlichen Nachuntersuchung

Gestartet: 12 Gewertet: 12 nicht Gewertet: 0

Nr.: 802,22 + 5 sek Spoiler

Vorsprung	Ø km/h	Beste Rundenzeit	km/h	Beste Runde von
11.021	82,876	52.237	84,216	804 - Maddox Wirtz

Reg-Nr.: K-10152/2020

Orbits

Rennleiter Kai Medefind



Zeitnahme M. Riehmers





Aushang h

# SAKC Wackersdorf

**X30 Junioren**

**Prokart Raceland 1,222 Km**

**Rennen 2**

**18.10.2020 10:46**

**Rennen (14 Runden) gestartet um 10:51:54**

Runde	Rundenzeit	Diff.	Tageszeit
<b>(804) Maddox Wirtz</b>			
1	56.665	+4.428	10:52:51.044
2	54.475	+2.238	10:53:45.519
3	53.499	+1.262	10:54:39.018
4	53.206	+0.969	10:55:32.224
5	53.076	+0.839	10:56:25.300
6	52.818	+0.581	10:57:18.118
7	52.585	+0.348	10:58:10.703
8	52.562	+0.325	10:59:03.265
9	52.340	+0.103	10:59:55.605
10	52.530	+0.293	11:00:48.135
11	52.443	+0.206	11:01:40.578
12	52.324	+0.087	11:02:32.902
13	52.383	+0.146	11:03:25.285
14	52.237		11:04:17.522

Runde	Rundenzeit	Diff.	Tageszeit
<b>(9) Kiara Henni</b>			
1	57.794	+4.692	10:52:52.311
2	54.855	+1.753	10:53:47.166
3	53.986	+0.884	10:54:41.152
4	53.834	+0.732	10:55:34.986
5	53.616	+0.514	10:56:28.602
6	53.629	+0.527	10:57:22.231
7	53.523	+0.421	10:58:15.754
8	53.205	+0.103	10:59:08.959
9	53.482	+0.380	11:00:02.441
10	53.214	+0.112	11:00:55.655
11	53.463	+0.361	11:01:49.118
12	53.111	+0.009	11:02:42.229
13	53.102		11:03:35.331
14	53.212	+0.110	11:04:28.543

Runde	Rundenzeit	Diff.	Tageszeit
<b>(33) Ben Jobst</b>			
1	1:04.492	+11.743	10:52:59.129
2	56.307	+3.558	10:53:55.436
3	54.245	+1.496	10:54:49.681
4	53.895	+1.146	10:55:43.576
5	53.429	+0.680	10:56:37.005
6	54.187	+1.438	10:57:31.192
7	53.366	+0.617	10:58:24.558
8	53.148	+0.399	10:59:17.706
9	52.838	+0.089	11:00:10.544
10	52.950	+0.201	11:01:03.494
11	52.811	+0.062	11:01:56.305
12	52.913	+0.164	11:02:49.218
13	52.930	+0.181	11:03:42.148
14	52.749		11:04:34.897

Runde	Rundenzeit	Diff.	Tageszeit
<b>(2) Phil Spindler</b>			
1	1:00.664	+7.078	10:52:55.284
2	56.030	+2.444	10:53:51.314
3	55.244	+1.658	10:54:46.558
4	54.609	+1.023	10:55:41.167
5	54.442	+0.856	10:56:35.609
6	54.126	+0.540	10:57:29.735
7	54.048	+0.462	10:58:23.783
8	53.803	+0.217	10:59:17.586
9	54.064	+0.478	11:00:11.650
10	53.748	+0.162	11:01:05.398
11	53.786	+0.200	11:01:59.184
12	54.020	+0.434	11:02:53.204
13	53.642	+0.056	11:03:46.846
14	53.586		11:04:40.432

Runde	Rundenzeit	Diff.	Tageszeit
<b>(16) Luis Pentz</b>			

Runde	Rundenzeit	Diff.	Tageszeit
1	1:00.333	+6.058	10:52:55.199
2	57.066	+2.791	10:53:52.265
3	55.923	+1.648	10:54:48.188
4	55.782	+1.507	10:55:43.970
5	54.915	+0.640	10:56:38.885
6	55.023	+0.748	10:57:33.908
7	54.864	+0.589	10:58:28.772
8	55.198	+0.923	10:59:23.970
9	55.272	+0.997	11:00:19.242
10	54.463	+0.188	11:01:13.705
11	54.495	+0.220	11:02:08.200
12	54.275		11:03:02.475
13	54.592	+0.317	11:03:57.067
14	54.649	+0.374	11:04:51.716

Runde	Rundenzeit	Diff.	Tageszeit
<b>(66) Luka Philipitsch</b>			
1	1:04.184	+9.895	10:52:58.944
2	58.334	+4.045	10:53:57.278
3	56.253	+1.964	10:54:53.531
4	55.830	+1.541	10:55:49.361
5	55.669	+1.380	10:56:45.030
6	55.079	+0.790	10:57:40.109
7	55.329	+1.040	10:58:35.438
8	55.266	+0.977	10:59:30.704
9	54.770	+0.481	11:00:25.474
10	54.529	+0.240	11:01:20.003
11	54.638	+0.349	11:02:14.641
12	54.501	+0.212	11:03:09.142
13	54.494	+0.205	11:04:03.636
14	54.289		11:04:57.925

Runde	Rundenzeit	Diff.	Tageszeit
<b>(802) Leon-Jerome Sawatzky</b>			
1	1:08.227	+13.918	10:53:03.349
2	56.361	+2.052	10:53:59.710
3	55.534	+1.225	10:54:55.244
4	55.455	+1.146	10:55:50.699
5	54.659	+0.350	10:56:45.358
6	55.014	+0.705	10:57:40.372
7	55.160	+0.851	10:58:35.532
8	55.240	+0.931	10:59:30.772
9	54.898	+0.589	11:00:25.670
10	54.547	+0.238	11:01:20.217
11	54.571	+0.262	11:02:14.788
12	54.475	+0.166	11:03:09.263
13	54.554	+0.245	11:04:03.817
14	54.309		11:04:58.126

Runde	Rundenzeit	Diff.	Tageszeit
<b>(25) Sascha Dreher</b>			
1	1:09.936	+15.207	10:53:05.143
2	57.586	+2.857	10:54:02.729
3	58.067	+3.338	10:55:00.796
4	56.721	+1.992	10:55:57.517
5	56.002	+1.273	10:56:53.519
6	56.006	+1.277	10:57:49.525
7	56.152	+1.423	10:58:45.677
8	56.159	+1.430	10:59:41.836
9	56.250	+1.521	11:00:38.086
10	55.313	+0.584	11:01:33.399
11	55.225	+0.496	11:02:28.624
12	54.729		11:03:23.353
13	56.758	+2.029	11:04:20.111

Runde	Rundenzeit	Diff.	Tageszeit
<b>(805) Louis Schütze</b>			
1	1:02.628	+6.133	10:52:58.095
2	59.050	+2.555	10:53:57.145
3	58.017	+1.522	10:54:55.162

Runde	Rundenzeit	Diff.	Tageszeit
4	58.528	+2.033	10:55:53.690
5	57.496	+1.001	10:56:51.186
6	57.513	+1.018	10:57:48.699
7	56.878	+0.383	10:58:45.577
8	57.171	+0.676	10:59:42.748
9	56.769	+0.274	11:00:39.517
10	56.495		11:01:36.012
11	56.978	+0.483	11:02:32.990
12	57.407	+0.912	11:03:30.397
13	56.586	+0.091	11:04:26.983

Runde	Rundenzeit	Diff.	Tageszeit
<b>(8) Maximilian Prunner</b>			
1	1:41.625	+48.351	10:53:36.097
2	1:05.030	+11.756	10:54:41.127
3	56.696	+3.422	10:55:37.823
4	55.159	+1.885	10:56:32.982
5	54.260	+0.986	10:57:27.242
6	54.471	+1.197	10:58:21.713
7	53.943	+0.669	10:59:15.656
8	53.386	+0.112	11:00:09.042
9	53.369	+0.095	11:01:02.411
10	54.307	+1.033	11:01:56.718
11	53.596	+0.322	11:02:50.314
12	53.370	+0.096	11:03:43.684
13	53.274		11:04:36.958

Runde	Rundenzeit	Diff.	Tageszeit
<b>(803) Felix Maurer</b>			
1	1:38.021	+42.004	10:53:33.415
2	59.992	+3.975	10:54:33.407
3	1:00.083	+4.066	10:55:33.490
4	59.942	+3.925	10:56:33.432
5	59.541	+3.524	10:57:32.973
6	58.767	+2.750	10:58:31.740
7	57.258	+1.241	10:59:28.998
8	59.734	+3.717	11:00:28.732
9	56.873	+0.856	11:01:25.605
10	56.695	+0.678	11:02:22.300
11	56.215	+0.198	11:03:18.515
12	56.017		11:04:14.532
13	56.017		11:05:10.549

**SAKC Wackersdorf**

**X30 Junioren**

**Prokart Raceland 1,222 Km**

**Rennen 3**

**18.10.2020 13:49**


**Rennen (14 Runden)**

6  
5  
4  
3  
2  
1

803 Felix Maurer	11
805 Louis Schütze	9
802 Leon-Jerome Sawatzky	7
16 Luis Pentz	5
33 Ben Jobst	3
804 Maddox Wirtz	1

POLE POSITION 1

22 Julian Höpfinger	12
8 Maximilian Prunner	10
25 Sascha Dreher	8
66 Luka Philipitsch	6
2 Phil Spindler	4
9 Kiara Henni	2



# SAKC Wackersdorf

**X30 Junioren**

**Prokart Raceland 1,222 Km**

**Rennen 3**

**18.10.2020 13:49**

**Rennen (14 Runden) gestartet um 13:55:13**

Pos.	Nr.	Name	Fabrikat	Wohnort	Bewerber	Rnd.	Gesamtzeit	Diff.	Beste Zeit	In Rd.	Pkt.
1	804	Maddox Wirtz	Tony Kart/IAME	GER/Bornheim		14	12:17.158		51.875	14	25
2	9	Kiara Henni	OTK Tony/IAME	GER/Wernau		14	12:28.405	11.247	52.634	10	20
3	33	Ben Jobst	CRG/IAME	GER/Stammham		14	12:28.687	11.529	52.635	11	16
4	8	Maximilian Prunner	CRG/KART	GER/Neufarn		14	12:39.799	22.641	52.946	14	13
5	802	Leon-Jerome Sawatzky	Intrepid Cruiser/IAME	GER/Lemgo		14	12:48.912	31.754	53.935	8	11
6	66	Luka Philipitsch	Mach 1/IAME	GER/Stutensee		14	12:49.032	31.874	53.440	10	10
7	16	Luis Pentz	CRG/IAME	GER/Illertissen		14	12:52.833	35.675	53.649	7	9
8	25	Sascha Dreher	Mach 1/IAME	GER/Balgheim		14	12:58.546	41.388	54.429	12	8
9	22	Julian Höpfinger	BirelART/IAME	GER/Kaisheim		14	13:03.418	46.260	54.661	13	7
10	803	Felix Maurer	Corse/IAME	GER/Villingen-Schwennir		14	13:03.994	46.836	54.581	12	6
11	805	Louis Schütze	CRG/IAME	GER/Gorxheimertal		14	13:07.445	50.287	54.750	14	5
Nicht Klassifiziert (75% = 10 Rnd.)											
	2	Phil Spindler	CRG/IAME	GER/Leinburg		3	2:52.114	11 Runden	56.302	2	0

## Bemerkungen

Ergebnis vorbehaltlich technischen und sportlichen Nachuntersuchung

Gestartet: 12 Gewertet: 11 nicht Gewertet. 1

Nr.: 16 + 5 sek Spoiler

Vorsprung	Ø km/h	Beste Rundenzeit	km/h	Beste Runde von
11.247	83,549	51.875	84,804	804 - Maddox Wirtz

Reg-Nr.: K-10152/2020

Orbits

Rennleiter Kai Medefind



Zeitnahme M. Riehmers







**SAKC Wackersdorf**

**X30 Junioren**

**Prokart Raceland 1,222 Km**

**Rennen 3**

**18.10.2020 13:49**

**Rennen (14 Runden) gestartet um 13:55:13**

Runde	Rundenzeit	Diff.	Tageszeit
<b>(804) Maddox Wirtz</b>			
1	55.852	+3.977	13:56:09.019
2	53.644	+1.769	13:57:02.663
3	53.023	+1.148	13:57:55.686
4	52.748	+0.873	13:58:48.434
5	52.702	+0.827	13:59:41.136
6	52.441	+0.566	14:00:33.577
7	52.245	+0.370	14:01:25.822
8	52.176	+0.301	14:02:17.998
9	52.103	+0.228	14:03:10.101
10	52.408	+0.533	14:04:02.509
11	52.116	+0.241	14:04:54.625
12	51.938	+0.063	14:05:46.563
13	51.887	+0.012	14:06:38.450
14	51.875		14:07:30.325

<b>(9) Kiara Henni</b>			
1	57.232	+4.598	13:56:10.469
2	54.233	+1.599	13:57:04.702
3	53.596	+0.962	13:57:58.298
4	53.403	+0.769	13:58:51.701
5	53.282	+0.648	13:59:44.983
6	53.237	+0.603	14:00:38.220
7	52.850	+0.216	14:01:31.070
8	52.821	+0.187	14:02:23.891
9	52.772	+0.138	14:03:16.663
10	52.634		14:04:09.297
11	52.689	+0.055	14:05:01.986
12	53.085	+0.451	14:05:55.071
13	52.717	+0.083	14:06:47.788
14	53.784	+1.150	14:07:41.572

<b>(33) Ben Jobst</b>			
1	57.397	+4.762	13:56:10.691
2	54.283	+1.648	13:57:04.974
3	53.678	+1.043	13:57:58.652
4	53.445	+0.810	13:58:52.097
5	53.202	+0.567	13:59:45.299
6	53.257	+0.622	14:00:38.556
7	52.964	+0.329	14:01:31.520
8	52.773	+0.138	14:02:24.293
9	52.678	+0.043	14:03:16.971
10	52.649	+0.014	14:04:09.620
11	52.635		14:05:02.255
12	53.171	+0.536	14:05:55.426
13	52.756	+0.121	14:06:48.182
14	53.672	+1.037	14:07:41.854

<b>(8) Maximilian Prunner</b>			
1	59.448	+6.502	13:56:13.166
2	55.706	+2.760	13:57:08.872
3	55.680	+2.734	13:58:04.552
4	54.345	+1.399	13:58:58.897
5	53.929	+0.983	13:59:52.826
6	53.879	+0.933	14:00:46.705
7	53.854	+0.908	14:01:40.559
8	53.439	+0.493	14:02:33.998
9	53.292	+0.346	14:03:27.290
10	53.258	+0.312	14:04:20.548
11	53.256	+0.310	14:05:13.804
12	53.071	+0.125	14:06:06.875
13	53.145	+0.199	14:07:00.020
14	52.946		14:07:52.966

<b>(802) Leon-Jerome Sawatzky</b>			
-----------------------------------	--	--	--

Runde	Rundenzeit	Diff.	Tageszeit
1	59.312	+5.377	13:56:12.903
2	55.717	+1.782	13:57:08.620
3	56.396	+2.461	13:58:05.016
4	54.693	+0.758	13:58:59.709
5	54.172	+0.237	13:59:53.881
6	54.158	+0.223	14:00:48.039
7	54.104	+0.169	14:01:42.143
8	53.935		14:02:36.078
9	54.237	+0.302	14:03:30.315
10	54.209	+0.274	14:04:24.524
11	54.393	+0.458	14:05:18.917
12	54.087	+0.152	14:06:13.004
13	54.054	+0.119	14:07:07.058
14	55.021	+1.086	14:08:02.079

<b>(66) Luka Philipitsch</b>			
1	1:00.282	+6.842	13:56:13.761
2	55.435	+1.995	13:57:09.196
3	56.123	+2.683	13:58:05.319
4	55.307	+1.867	13:59:00.626
5	55.883	+2.443	13:59:56.509
6	54.257	+0.817	14:00:50.766
7	54.153	+0.713	14:01:44.919
8	53.904	+0.464	14:02:38.823
9	53.701	+0.261	14:03:32.524
10	53.440		14:04:25.964
11	53.463	+0.023	14:05:19.427
12	54.190	+0.750	14:06:13.617
13	53.860	+0.420	14:07:07.477
14	54.722	+1.282	14:08:02.199

<b>(16) Luis Pentz</b>			
1	59.354	+5.705	13:56:12.805
2	55.649	+2.000	13:57:08.454
3	57.112	+3.463	13:58:05.566
4	55.347	+1.698	13:59:00.913
5	54.807	+1.158	13:59:55.720
6	53.978	+0.329	14:00:49.698
7	53.649		14:01:43.347
8	53.967	+0.318	14:02:37.314
9	53.840	+0.191	14:03:31.154
10	53.962	+0.313	14:04:25.116
11	54.241	+0.592	14:05:19.357
12	54.010	+0.361	14:06:13.367
13	53.814	+0.165	14:07:07.181
14	53.819	+0.170	14:08:01.000

<b>(25) Sascha Dreher</b>			
1	1:01.234	+6.805	13:56:16.011
2	56.779	+2.350	13:57:12.790
3	56.550	+2.121	13:58:09.340
4	55.405	+0.976	13:59:04.745
5	55.005	+0.576	13:59:59.750
6	54.522	+0.093	14:00:54.272
7	54.515	+0.086	14:01:48.787
8	54.487	+0.058	14:02:43.274
9	54.658	+0.229	14:03:37.932
10	54.544	+0.115	14:04:32.476
11	54.576	+0.147	14:05:27.052
12	54.429		14:06:21.481
13	54.784	+0.355	14:07:16.265
14	55.448	+1.019	14:08:11.713

<b>(22) Julian Höpfinger</b>			
1	1:01.612	+6.951	13:56:15.657
2	57.733	+3.072	13:57:13.390

Runde	Rundenzeit	Diff.	Tageszeit
3	56.690	+2.029	13:58:10.080
4	56.276	+1.615	13:59:06.356
5	55.261	+0.600	14:00:01.617
6	55.282	+0.621	14:00:56.899
7	54.672	+0.011	14:01:51.571
8	54.948	+0.287	14:02:46.519
9	55.891	+1.230	14:03:42.410
10	55.293	+0.632	14:04:37.703
11	54.814	+0.153	14:05:32.517
12	54.734	+0.073	14:06:27.251
13	54.661		14:07:21.912
14	54.673	+0.012	14:08:16.585

<b>(803) Felix Maurer</b>			
1	1:02.374	+7.793	13:56:16.652
2	57.271	+2.690	13:57:13.923
3	56.428	+1.847	13:58:10.351
4	55.229	+1.648	13:59:06.580
5	55.428	+0.847	14:00:02.008
6	55.166	+0.585	14:00:57.174
7	54.825	+0.244	14:01:51.999
8	55.951	+1.370	14:02:47.950
9	55.076	+0.495	14:03:43.026
10	55.164	+0.583	14:04:38.190
11	54.864	+0.283	14:05:33.054
12	54.581		14:06:27.635
13	54.663	+0.082	14:07:22.298
14	54.863	+0.282	14:08:17.161

<b>(805) Louis Schütze</b>			
1	1:01.201	+6.451	13:56:15.331
2	57.228	+2.478	13:57:12.559
3	57.271	+2.521	13:58:09.830
4	56.150	+1.400	13:59:05.980
5	55.319	+0.569	14:00:01.299
6	55.339	+0.589	14:00:56.638
7	55.228	+0.478	14:01:51.866
8	55.939	+1.189	14:02:47.805
9	56.993	+2.243	14:03:44.798
10	56.272	+1.522	14:04:41.070
11	54.918	+0.168	14:05:35.988
12	54.890	+0.140	14:06:30.878
13	54.984	+0.234	14:07:25.862
14	54.750		14:08:20.612

<b>(2) Phil Spindler</b>			
1	58.437	+2.135	13:56:11.775
2	56.302		13:57:08.077
3	57.204	+0.902	13:58:05.281



## SAKC Wackersdorf

**X30 Junioren**

**Prokart Raceland 1,222 Km**

**Tageswertung**

Pos.	Nr.	Nachname	Vorname	Sponsor	Wohnort	Gesamtpunktzahl	Diff.	R1	R2	R3
1	804	Wirtz	Maddox		GER/Bornheim	75	0	25	25	25
2	9	Henni	Kiara		GER/Wernau	56	19	16	20	20
3	33	Jobst	Ben		GER/Stammham	43	32	11	16	16
4	8	Prunner	Maximilian		GER/Neufarn	39	36	20	6	13
5	66	Philipitsch	Luka		GER/Stutensee	30	45	10	10	10
6	16	Pentz	Luis		GER/Illertissen	29	46	9	11	9
7	802	Sawatzky	Leon-Jerome		GER/Lemgo	27	48	7	9	11
8	2	Spindler	Phil		GER/Leinburg	26	49	13	13	0
9	25	Dreher	Sascha		GER/Balgheim	24	51	8	8	8
10	803	Maurer	Felix		GER/Villingen-Sch	16	59	5	5	6
11	22	Höpfinger	Julian		GER/Kaisheim	13	62	6	0	7
12	805	Schütze	Louis		GER/Gorxheimert	12	63	0	7	5

### Bemerkungen

Ergebnis vorbehaltlich technischen und sportlichen Nachuntersuchung

Reg-Nr.: K-10152/2020

Orbits

Rennleiter Kai Medefind



Zeitnahme M. Riehmers



